

Fish feeding: Utilization of Rice Washing Water (RWW) and Fermented Citrus Peel (FCP) as culture media for Bloodworms (*Chironomus* spp.)

ABSTRACT

Bloodworms are a most common and significant food source for freshwater fish, and they are also used as lures for fishing. Rice washing water accommodates important soluble nutrients. Fermented Citrus Peel is also a magnificent source of nutrients. On a daily basis, we let go of numerous wastes that can be utilised for cost-effective culturing. A possible solution is to use (RWW) & (FCP) waste as nourishing sources for Bloodworms. The aim of this study was to estimate the better growth of Bloodworms that were fed with different concentrations of Rice Washing Water (RWW) and Fermented Citrus Peel (FCP). Analysis of variance and least significance difference were used as data analytics. The design for analysis obtained was testing with five treatments and three replicates. C1 = 0% rice wash water, 100% fermented citrus peel; C2 = 25% rice wash water, 75% fermented citrus peel; C3 = 50% rice wash water, 50% fermented citrus peel; C4 = 75% rice wash water, 25% fermented citrus peel; and C5 = 100% rice wash water, 0% fermented citrus peel. Altogether, the water quality lies in a temperature range of 23–28 °C, and a pH value of 6.5-8 implies an ideal environment for the growth of bloodworms. According to the results, treatment C3 showed the highest population density and growth rate.

Keywords: Bloodworm (*Chironomus* sp.), Rice Washing Water, Fermented Citrus Peel, Formulating Fish Feed

1. INTRODUCTION

Feeding is one of the elements that substantially support aquaculture business activities. (7). Bloodworm are most common and organic fish feed in aquaculture for delivering an adequate amount of natural feed to fish larvae. (16) *Chironomus* larvae, aquatic insects belonging to the Diptera: Chironomidae family, can serve as a potential natural food source. (4), (13), and (9) Accessibility and quality of live food are challenging, especially in fish larval culture close to the spawning site. (11), and (14)

There is extensive research on use of household wastes as a sustainable waste management. Rice washing water is the water obtained after rice is washed before cooking to remove dust and grime. (17) It is one of the potential feeding sources to cultivate aquatic life. (11) Citrus peel waste is a vital source of probiotics (3). In prior work, the yeast *Saccharomyces* has successfully degraded citrus peel waste to ethanol by means of enzymes. (15, 18-19) Fermented citrus peels yields a nutrient-rich liquid. (2) Numerous studies have been conducted on the growth of *chironomus* cultures in various diet mediums. (9)

The study affirms that using household waste as a natural feed for aquatic organism culture can promote sustainable waste management. (2) Natural feeds provide comprehensive nutritional benefits. (16) It also does not contaminate water as industrial food does because of its high dry matter content. (4) The purpose of this analysis is to look at how the nutrient supplement in rice washing water and fermented citrus peel affects Bloodworm sp. population density, specific growth rate, and water quality indicators.

2. MATERIAL AND METHODS

2.1 Research Execute Phase

Bloodworm sp. growth study was **executed** under proper covering and indirect sunlight at the Bhavans Autonomous College Zoology Laboratory at Mumbai University. Two methods were used to obtain bloodworm larvae: first, from scratch, and second, by preserving eggs from scratch setup in plastic containers filled with sterile water. From the laboratory cultured bloodworms eggs were extracted. Three essays and five tests were used in the completely impartial study design. The treatment involved giving the bloodworms five different types of feed, each with varying percentages of RWW and FCP, and constant percentage of cow dung, fish waste from fish culture tanks. Fish waste was filtered through a cloth after it was sucked and precipitated. Meals were added to the growth medium at a rate of 1.5 g/l.

2.2 Preparations

Preparations of Rice Washing Water (RWW): Rice preparation is a daily routine, and this is where the idea for the rice washing water arose. Aquatic organisms are now fed by washing water, which is typically discarded. A 1:1 mixture of yogurt and rice washing water is combined. This exact proportion is used to guarantee a perfect and well-balanced mixture that supports the growth and well-being of aquatic life, upholding a peaceful coexistence with the aquatic environment.

Preparations of Fermented Citrus Peel (FCP): The local juice vendor provided the citrus peels in bulk also some of these peels were accumulated from home waste that were used. After being cleaned and chopped into square pieces, the citrus peels were weighed up to 300 g and put in a clear plastic bag for aeration. After 30 minutes of steaming, 1.35 g of yeast *saccharomyces* were added to the citrus peel once it had cooled. Anaerobic fermentation is created and allowed to sit at room temperature in a jar for 8 days. 300 g of fermented citrus peel and 1000 mL of water are combined to create the fermented citrus peel solution of different concentrations. After fermenting citrus peel and water, the mixture is then homogenized and filtered and put to use.

Fig. 1: Protein & lipid estimation of RWW & FCP

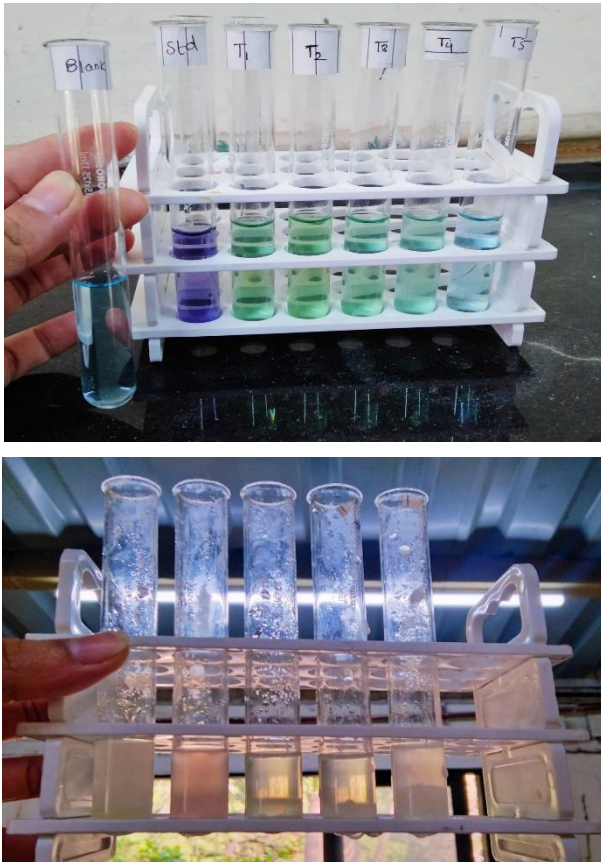



Fig. 2: Different concentration of Rice Washing Water & Fermented Citrus Peel sol



2.3 Research Methods

There were three readings and five tests in the truly unbiased study design. The following are the

research solutions: C1 is equivalent to 100% fermented citrus peel (FCP) and 0% rice washing water; C2 is equivalent to 25% rice washing water (RWW) and 75% fermented citrus peel (FCP); C3 is equivalent to 50% rice washing water and 50% fermented citrus peel; C5 is equivalent to 75% rice washing water and 25% fermented citrus peel; and C5 is equivalent to 100% rice washing water and 0% fermented citrus peel.

Population Density:

The population density of bloodworms was calculated 2 times (1st & 8th day). Observations were made during morning time. For calculating population density, first 40 ml of sample media was taken in a petri dish, the bloodworms were counted respectively and computed by using cell counting method “Sedgwick Rafter” (9)

Population Density of bloodworm was computed as;

$$a = b \times (p/q)$$

Where:

a = No. of individual **bloodworm** in the culture medium (**ind.L-1 i.e individual per litre**),

b = average number of **bloodworm** from repeated calculations (**Ind i.e individual**),

p = volume of culture media (**l i.e litre**),

q = volume of sample culture media (converted 40ml to l)

Counting was done in three tests with respect to number of individuals and the results were average.

Population Growth Rate:

Growth rate of bloodworm was calculated in the form of initial (i.e day 1) and final (i.e day 8) days.

$$G = \frac{Nt - No}{No} \times 100\%$$

Where: G = Population growth rate (%);

No = initial no. of bloodworms during the study;

Nt = final no. of bloodworms during the study. (10)

Survival Rate:

The survival rate was obtained by counting the number of bloodworms that remained alive from initial to final day after the bloodworms were extracted after eight days were completed.

Physio-chemical Analysis:

The physical and chemical parameters including, pH (power of hydrogen) and temperature, were examined and maintained during 8 days maintenance period.

2.4 Data Analysis

The statistical data gathered in the form of a population density of Bloodworms sp. is presented as a population growth graph. The whole data for the mean value was evaluated at the highest level of confidence using ANOVA (Analysis of Variance). The LSD (Least Significant Difference) test was used to examine the impact of dietary items on the rate of bloodworm growth, mostly if the data showed some significant differences. Analysis were done using statistical analysis tools Microsoft Office Excel 2013 software. (2) & (11). And lastly data on water quality parameters were studied descriptively.

3. RESULTS AND DISCUSSION

The tests of fermented citrus peel solution were observed to be effective in case of bloodworm population growth.

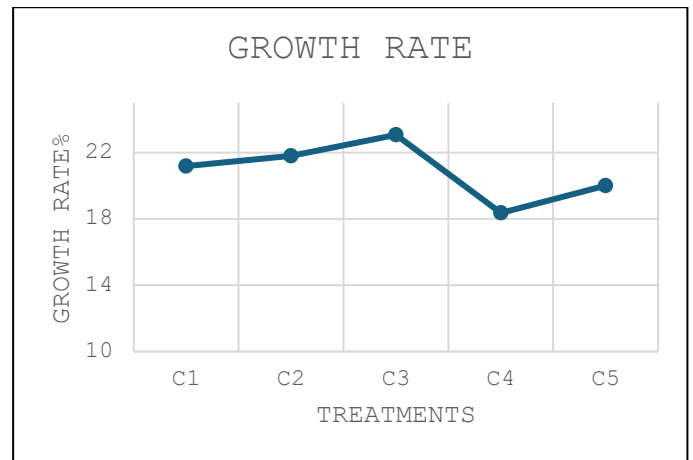


Fig 3: Population growth rate of (*Chironomus sp.*) in different culture media.

Data of population density is computed in the form of growth rate graph (Fig. 3), through observation it can be stated that there is variation in population density as there are variations in results of population growth rate. Population density is measured in ind.L-1 (individuals per litre of water) (11). From the start of the investigation until it reached its climax, the population increase of Bloodworm sp. was monitored. (Fig. 3) contains information on the study's population growth rates. Treatment C3, which consists of 50% RWW and 50% FCP, had the quickest population growth rate among all treatments, with an average growth rate of 23.07%, according to the graph. At an average growth rate of 21.81%, treatment C2 also showed a high rate. Similar growth rates, ranging from 20% to 22% on average, were seen in treatments C1, C4, and C5. Based on these findings, C3 appears to offer the best circumstances for bloodworm growth.

Table 1: Population density and growth rate of (*Chironomus sp.*) in different culture media.

Treatment	Initial treatment day 1				Final treatment day 8				Growth rate
	Repeat			Mean	Repeat			Mean	
C1	19	16	13	16	20	18	23	20.3	21.18%
C2	21	19	17	19	24	25	24	24.3	21.81%
C3	20	19	21	20	27	25	26	26	23.07%
C4	15	19	14	16	19	19	21	19.6	18.36%
C5	16	17	15	16	19	21	20	20	20%

C1, C2 and C3 these treatments have different levels of population density. Among all treatments C3 results into highest average density, with approximate average value of 20 ind.L-1 (individual per litre) in initial and 26 ind.L-1 (individual per litre) on final day. C1 and C2 also show high densities ranging from 16 and 19 ind.L-1 initially and 20.3 & 24.3 ind.L-1 on final day (Table: 1). In comparison to

rest of the treatment if RWW density is increased it may affect the growth of bloodworms

TEST	DIFF.	T.STAT	LSD	TEST	DIFF.	T.STAT	LSD
C1-C2	-75	-1.75	Not significant	C1-C3	-100	2.33	Significant
C2-C3	-25	-0.58	Significant	C1-C4	0	0	Not significant
C3-C4	100	2.33	Significant	C2-C4	75	1.75	Significant
C4-C5	0	0	Not significant	C2-C5	75	1.75	Significant
C5-C1	0	0	Not significant	C3-C5	100	2.33	Significant

Table 2: LSD (Least Significance Difference) for multiple means and accuracy in each treatment.

It is clear that treatment C3 (50% RWW, 50% FCP) has a considerably greater population density than

the other treatments based on the findings of post hoc analyses employing the Least Significant

Difference (LSD) test (Table: 2) (2). This combination probably offers a more ideal environment for bloodworm proliferation (BNT, $p < 0.05$). The treatments C1 with C3, C2 with C3, C4, C5, and C3 with C4, C5 showed notable changes in this investigation.

Fig 4: Survival rate of (*Chironomus sp.*) in different medium.

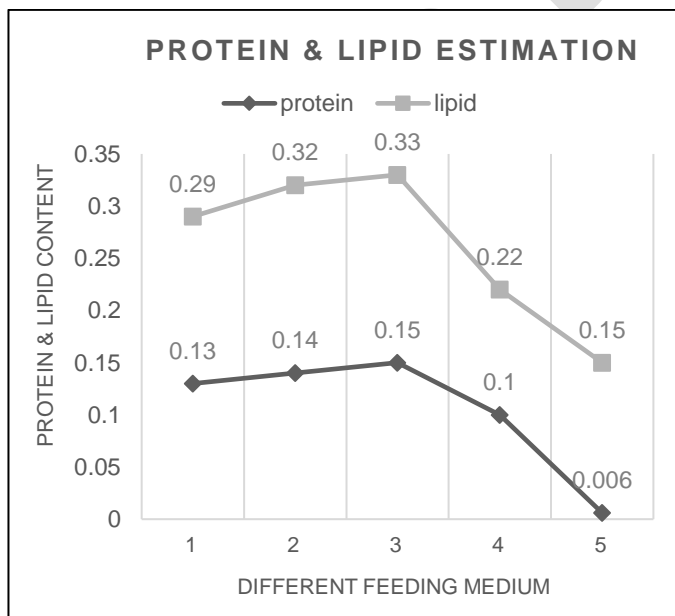
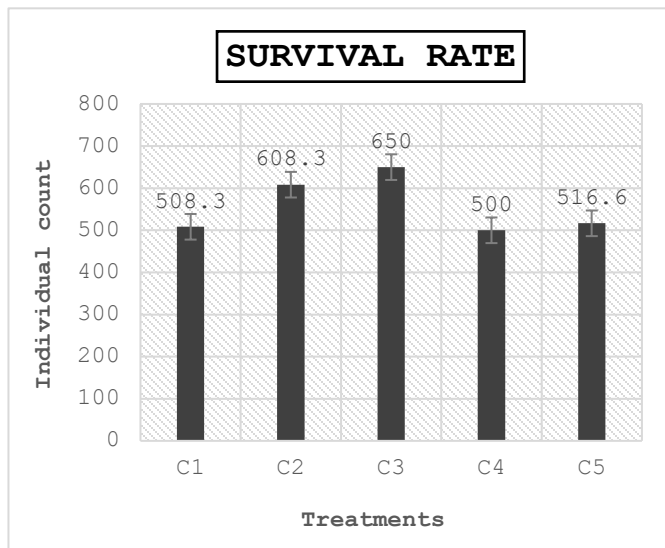


Fig 5: Nutritional content of (Rice Washing Water and Fermented Citrus Peel) feedstock

Based on tests there are many **impacts** on Bloodworm sp. population growth (4). Nutrients amount in RWW and FCP is one of these variables (1). According to (Fig: 5) test C3 consist of highest amount of nutrients i.e. 0.33 mg/ml of protein and 0.15 mg/ml of lipid. RWW contains extra nutrients that bloodworms require for nourishment, development, and fecundity, (6), & (13) this can be interpreted in the context of this study as the feed's evenly distributed composition across treatments providing bloodworms enough nourishment. (Fig. 3)

Nutritional concentrations are crucial for survival, development, and reproduction, as indicated by earlier parameters. Monitoring the initial and final populations of Bloodworms sp. allowed the analyses to be made appropriately. (16), & (10). The final result shows that test C3, that consist of (50% of RWW and FCP) has the highest rate of survival, followed by treatments C1 and C2, respectively. While treatments C4 and C5 have the lowest rates of survival (Fig: 4), the variations in the concentration and densities of RWW and FCP solutions (Fig. 5) used for bloodworm culture account for the discrepancies in these results respectively.

Table 3: Water quality parameters of bloodworms culture.

Test	pH		Temperature (°C)	
	Initial	Final	Initial	Final
C1	5.4	5.3	30	30.1
C2	6.1	6.0	29	29
C3	6.8	6.5	27.8	28
C4	7.0	7.0	28	28
C5	7.1	7.0	28.3	28.5

Variations in water pH and temperature can have a significant impact on bloodworms, according to the results (Table: 3) of physicochemical parameter assessments of bloodworm sp. rearing water media gathered during the study, pH and temperature fluctuations might affect the nutritional availability of the water, which is critical for their development and reproduction. An increase in pH and temperature can reduce the quality of the food sources available to these organisms (2). Second, pH fluctuations can influence a chemical compound's solubility (10). For example, heavy metals may become more soluble at higher pH levels. Thus tests with higher pH values, such as C4 and C5, may increase the concentration of harmful compounds in the water, lastly, pH fluctuations can affect the overall chemical stability of the aquatic ecosystem, including dissolved oxygen availability and bloodworms' ecological connections with other species (16).

4. CONCLUSION

According to this study, the population density of Bloodworm sp. in test C3 developed on day eight, and environmental parameters such as food supplies and water pH/temperature influenced the optimum density. The population density graph evolved, indicating the typical trend of population growth for (*Chironomus sp.*). Furthermore, the C3 variant showed the highest population growth rate for (*Chironomus sp.*), demonstrating that organic supplies are more helpful to small organisms than commercial feedstock. Despite having a brief life span, they are mostly utilized as live fish feed in aquaculture and fish feed. Bloodworms can also provide vital nutrients for aquaculture feed, making them an invaluable source. Environmental pollution is a result of improper management of organic waste. These negative consequences can be mitigated and a circular economy built by diverting organic waste from landfills and repurposing it in aquaculture. Plant decomposition and other organic waste can serve as a great substrate for bloodworms. In conclusion, organic matter has more nutritional value than commercial or industrial feedstock, it should be employed in a range of applications to offer natural feed for small aquatic organisms such as bloodworms. Bloodworms are a valuable source of protein and essential nutrients for aquaculture feed. Organic waste, such as decaying plant matter and sewage sludge, can serve as an ideal substrate for bloodworm cultivation. This not only reduces waste but also provides a sustainable feed source for fish farming. Incorporating organic waste into fish diets

can enhance their nutritional value and reduce reliance on conventional feeds, such as fishmeal.

5. ACKNOWLEDGMENTS

I would like to thank my mentor B.M. Gore for guidance and assessment. Furthermore, I would like to thank my college faculty and principal for providing me lab for research work. I would also like to thank our library for referencing. And with due respect lastly thanks to my parents and friends for supporting me.

6. Disclaimer (Artificial intelligence)

Author(s) hereby declare that NO generative AI technologies such as Large Language Models (ChatGPT, COPILOT, etc) and text-to-image generators have been used during writing or editing of manuscripts.

Conference disclaimer:

Some part of this manuscript was previously presented and published in the conference: An International Conference on Coastal and Marine Conservation CMC-2024 dated from 1st and 2nd March, 2024 in Mumbai, India. Web Link of the proceeding:

<https://mithibai.ac.in/wp-content/uploads/2024/02/CMC2024-CONFERENCE-brochure..pdf>

7. CONFLICTS OF INTEREST

I hereby declare that I have no conflict of interest.

8. REFERENCES

1. Rahul podder, Sushanta nath, Caterina faggio, Biplob kumar modak. A study on the

growth and biomass of chironomus larvae in different food media. Uttar Pradesh journal of zoology.2018; 38 (1), 20-25.

2. Imroatun Nadila, Farikhah. Analysis of the use of Rice Washing Water and Fermented Cassava Peel waste on population growth of daphnia magna. Jurnal IPTEKS PSP. 2023; 10(2), 65-76.
3. Alessia Tropea, Angela Giorgia Potorti, Vincenzo Lo Turco, Elisabetta Russo, Rossella Vadalà, Rossana Rando and Giuseppa Di Bella. Aquafeed Production from Fermented Fish Waste and Lemon Peel. Fermentation MDPI Journal.2021; 7 (4), 272.
4. Bogut, Irella & Has-Schon, Elizabeta & Adámek, Zdeněk & Pavić, Valentina & Galović, Dalida. Chironomus plumosus larvae – A suitable nutrient for freshwater farmed fish. AGRICULTURE: Scientific and Professional Review.2007; 13 (1), 13.
5. Kumar. D. Chironomus larvae culture- A boon to Aquaculture sector. International journal of current science research.2016; 2 (1), 239-251.
6. Rasool Maleknejad, Mohammad Sudagar, Arezoo Azimi. Comparative Study on the Effect of Different Feeding Regimes on Chironomid Larvae Biomass and Biochemical Composition. International journal of Advanced Biological and Biomedical Research.2014; 2 (4); 1274-1278.

7. Marhaendro Santoso, Ganal Andherpati Belgaum, Dewi Nugrayani, Taufik Budhi Pramono. Culture Productivity of *Daphnia magna* Fed with Quail Droppings (*Coturnix coturnix*). *Journal of Fish Health*.2023; 3 (1), 25-32.
8. Madlen M. Habashy. Culture of Chironomid larvae (Insecta- Diptera- chironomidae) under different feeding systems. *Egyptian Journal of Aquatic Research*.2005; 31 (2), 403-418.
9. Dubey, Monika & Borana, Kamlesh & Ujjania, N. Effect of temperature on Growth (Weight) of *Chironomus* Larvae. *Journal of Ecology and Environment*.2016; 35 (2C), 1382-1384.
10. Widanarni, D.D. Mailana dan O. Carman. Effect of Different Medium on Survival Rate and Growth of *Chironomus* sp. Larvae. *Jurnal Akuakultur Indonesia*.2006; 5 (2), 113-118.
11. Agung, Lukman A., et al. Growth Performance of *Daphnia* SP. Cultured in Different Concentration of Rice Washing Water. *Advance Sustainable Science, Engineering and Technology*.2020; 2 (2).
12. Ajlouni, S". Tan, M.S.S., Gunawain, J.P. and Ranadheera, C.S. Improving the Nutritional Value and Shelf-life of Fermented Rice Water. *Int. J. Food Ferment. Technol*.2021; 11 (1&2), 21-30.
13. Sahragard and M. Rafati Fard. Mass rearing of the larvae of *Chironomus riparius* (Dip.: Chironomidae). *Letter of the Entomology Society of Iran*.1985; 26 (1); 45-55.
14. Kumar.D, & Ramesh.U. *Rearing practices of live feedstuff animal midge fly larvae (Chironomus circumdatus) Kieffer (Diptera: Chironomidae)* *International journal of current science research*.2014; 12, 170-177.
15. Mark R. Wilkins, Wilbur W. Widmer, Karel Grohmann. Simultaneous saccharification and fermentation of citrus peel waste by *Saccharomyces cerevisiae* to produce ethanol. *Process Biochemistry*.2007; 42 (12), 1614-1619.
16. Bambang Sulistiyarto and Restu Bakrie; The growth of bloodworm, Chironomidae larvae (Diptera) fed with fish waste and chicken manure. *Acta Entomology and Zoology*.2023; 4 (2), 01-05.
17. Abba & the, Christopher & Paing, Tan & Tan, Kee zuan. Wastewater from Washed Rice Water as Plant Nutrient Source: Current Understanding and Knowledge Gaps. Nabayi. *Pertanika Journal of Science and Technology*.2021; 29 (3), 1347-1369.
18. Brown N, Eddy S, Plaud S. Utilization of waste from a marine recirculating fish culture system as a feed source for the polychaete worm, *Nereis virens*. *Aquaculture*. 2011 Dec 21;322:177-83.
19. Fairchild EA, Bergman AM, Trushenski JT. Production and nutritional composition of white worms *Enchytraeus albidus* fed

different low-cost feeds. Aquaculture. 2017

Dec 1;481:16-24.

20.

UNDER PEER REVIEW