

Original Research Article

Studies on Screening and Inheritance of yellow stem borer (*Scirpophaga incertulas* Walker) resistance in F₂ and F₃ segregating generations of rice (*Oryza sativa* L.)

Abstract

This study investigated the screening and inheritance of resistance to yellow stem borer (*Scirpophaga incertulas*) in F₂ and F₃ segregating generations of rice (*Oryza sativa* L.) derived from six crosses viz., ADT 43 X TKM 6, ADT 43 X ASD 12, ADT 45 X TKM 6, ADT 45 X ASD 12, ASD 16 X TKM 6 and ASD 16 X ASD 12. Field screening was conducted during the 2021 and 2022 *kharif* seasons, evaluating white ear damage as an indicator of resistance. The F₂ and F₃ populations showed a range of resistance levels from highly resistant to highly susceptible across the six crosses of rice. The distribution varied, with the cross ASD 16 x TKM 6 having the highest number of highly resistant plants in F₂, while ADT 45 x ASD 12 had the lowest in both generations. Chi-square analysis revealed that the inheritance of resistance followed a complementary gene action epistasis with a 9 resistant : 7 susceptible ratio in all six crosses for both the generations. The screening aided in identifying promising yellow stem borer resistant segregants that can be further studied at the genomic level for molecular characterization and mapping of resistance QTLs to facilitate their introgression into rice breeding programs.

Keywords: Yellow stem borer, Segregating generations, Rice, Inheritance study and Screening

Introduction

Rice (*Oryza sativa* L.) is one of the most important cereal crops of the world as half of the world population feed on rice every day. Rice supplies 20 per cent of the world's dietary energy needs, while wheat and maize supply 19 and 5 per cent respectively and in some Asian countries, rice provides over 70% of calorie supply (GRiSP, 2013). The production of rice was affected by numerous factors such as biotic stresses and abiotic stresses and the most important biotic stress is yellow stem borer of rice. Host plant resistance and screening is identified as the most effective way of yellow stem borer management in various regions. Over 100 species of insect attack and damage rice (Pathak, 1968, 1977; Grist and Lever, 1969). Stem borers in the order Lepidoptera are widely prevalent and serious insect pests of rice. In India, 18 stem borer species in the family

Pyralidae and three species in the family Noctuidae have been recorded (Banerjee, 1964; Kapur, 1967). The yellow stem borer, *Scirpophaga incertulas* is the most dominant species in India (Kulshreshta *et al.*, 1970). Stem borer adults are moths and three or more generations occur in a single season. Most borer species are capable of flying only a short distance; however, they can travel 8–16 km if carried by wind (Pathak, 1968). A single female can lay 100–200 eggs. The larvae live and feed inside the stem or rice culm. Both traditional cultivars and the modern semi-dwarf indica varieties produce numerous tillers (15–20), and thus provide conditions conducive for stem borer infestation. The newly hatched larvae may feed externally for some time, bore into the stems, usually throughout the upper nodes and eat their way down to the base of the plants (Pathak, 1968). They are common and serious pests in Asian countries responsible for annual damages of 5-10 per cent of rice crops (Pathak MD and Khan ZR, 1994). The Researchers at the Central Rice Research Institute in India estimated that for every 1% increase in white ear heads, yields were reduced by 2.2% (Israel and Abraham, 1967). Heavy infestation may cause yield loss up to 80 per cent (Rubia-Sanchez EG *et al.*, 1997). The larvae of these borers cause “dead hearts” during vegetative stage resulting in loss of productive tillers and also results in “white ear” damage at crop reproductive stage resulting chaffy grain that reflects heavy economic loss in rice. The extent of damage caused by the yellow stem borer in rice ranged from 3 to 95 per cent (Ghose *et al.*, 1960). So, it is important to identify the source for stemborer resistance of rice.

Materials and Methods

The field experiments were conducted during *Kharif* season of 2021 and 2022 with F₂ and F₃ segregating generation to identify the resistant sources of rice yellow stem borer from the six crosses using two susceptible checks TN 1 and IR 8 under field conditions. The mean of the two susceptible checks is used for the dead heart index calculation. The white ear head damage was given higher importance in screening than dead heart symptoms, this was because the white ear head damage caused by yellow stem borer occurs during reproductive stage of the crop and drastically reduces the yield by 38 – 80 per cent while dead heart causes the yield loss of 1 – 19 per cent (Dhaliwal *et al.* 2010).

Assessment of white ear damage rating and scale

Observations on the incidence of yellow stem borer in terms white ear at reproductive stage were recorded at 70 – 75 days after transplanting (DAT). All the plants were examined for recording the incidence of yellow stem borer infection and the per cent white ear damage of YSB

was calculated using the per cent white ear calculation formula, based on the damage rating scale, the status was determined by following IRRI's Standard Evaluation System (SES) for yellow stem borer (IRRI, 2013).

$$\% \text{ of White ear} = \frac{\text{Number of damaged tillers (White ear)}}{\text{Total Number of tillers}} \times 100$$

Percentage of white ears was converted D value,

D value (%)

$$= \frac{\text{Per cent White ear in Individual plant of segregating generations}}{\text{Per cent White ear in susceptible checks}} \times 100$$

Inheritance studies

All the seeds harvested from the F₁ generation of six crosses were advanced to F₂ generation. The all the plants in each cross of F₂ generation were screened. Similarly, F₃ seeds are harvested from F₂ generation and advanced to F₃ generation. The seeds were harvested from the F₁ plants which shows highly resistance to yellow stem borer. In F₂ and F₃ segregating population, plants were screened against yellow stem borer and genetic ratio was worked out on using chi-square test analysis for the study of resistance character inheritance pattern in six crosses of rice. The chi-square test for goodness of fit was given by Prof. Karl Pearson for testing the significance of the discrepancy between Observed (Experimental) values and Expected (Hypothetical) values. The calculated chi-square was computed by using the following formula of Snedecor and Cochran, (1967). The degrees of freedom for Chi-square test of goodness of fit is $\chi^2(n-1)$ degrees of freedom.

$$\chi^2 = \sum \frac{(O-E)^2}{E}$$

Table 1. Standard evaluation system for scoring yellow stem borer resistance in rice

Scale	Percent damage of White Ear Head (WEH)	D value	Resistant status
0	No Damage	No Damage	Highly Resistant (HR)
1	1 - 5%	1 - 10%	Resistant (R)
3	6 - 10%	11 - 25%	Moderately Resistant (MR)
5	11 - 15%	26 - 40%	Moderately Susceptible (MS)
7	16 - 25%	41-60%	Susceptible (S)
9	26% and above	61-100%	Highly Susceptible (HS)

Results and Discussion

Screening for yellow stem borer

The screening of YSB resistance in F₂ and F₃ segregating populations of rice were studied in the following six crosses *viz.*, ADT 43 X TKM 6, ADT 43 X ASD 12, ADT 45 X TKM 6, ADT 45 X ASD 12, ASD 16 X TKM 6 and ASD 16 X ASD 12. Distribution of YSB resistance among the F₂ and F₃ segregating population in cross were represented in fig. 1 to fig. 12. All the plants of the parents ADT 43 and ASD 16 were susceptible to YSB, ADT 45 is highly susceptible to YSB in percentage of white ear head and D value observed, while all the plants of TKM 6 and ASD 12 were highly resistant to YSB. Screening for yellow stem borer (YSB) resistance in all the six crosses of rice revealed that, In F₂ generation of cross ADT 43 X TKM 6, out of 350 plants screened, 9 were highly resistant, 82 resistant, 107 moderately resistant, 91 moderately susceptible, 56 susceptible, and 5 highly susceptible. In F₃ generation, out of 150 plants, 5 were highly resistant, 34 resistant, 49 moderately resistant, 32 moderately susceptible, 24 susceptible, and 6 highly susceptible. For cross ADT 43 X ASD 12, the F₂ generation had 11 highly resistant, 75 resistant, 102 moderately resistant, 85 moderately susceptible, 69 susceptible, and 8 highly susceptible plants, while the F₃ generation had 8 highly resistant, 32 resistant, 37 moderately resistant, 39 moderately susceptible, 29 susceptible, and 5 highly susceptible plants. In cross ADT 45 X TKM 6, the F₂ generation had 8 highly resistant, 71 resistant, 111 moderately resistant, 84 moderately susceptible, 65 susceptible, and 11 highly susceptible plants, and the F₃ generation had 4 highly resistant, 37 resistant, 49 moderately resistant, 30 moderately susceptible, 22 susceptible, and 8 highly susceptible plants. For cross ADT 45 X ASD 12, the F₂ generation had 9 highly resistant, 79 resistant, 96 moderately resistant, 91 moderately susceptible, 62 susceptible, and 13 highly susceptible plants, while the F₃ generation had 3 highly resistant, 43 resistant, 47 moderately resistant, 30 moderately susceptible, 18 susceptible, and 9 highly susceptible plants. In cross ASD 16 X TKM 6, the F₂ generation had 15 highly resistant, 76 resistant, 110 moderately resistant, 82 moderately susceptible, 62 susceptible, and 5 highly susceptible plants, and the F₃ generation had 8 highly resistant, 34 resistant, 47 moderately resistant, 36 moderately susceptible, 22 susceptible, and 3 highly susceptible plants. Lastly, for cross ASD 16 X ASD 12, the F₂ generation had 12 highly resistant, 65 resistant, 109 moderately resistant, 96 moderately susceptible, 61 susceptible, and 7 highly susceptible plants, while the F₃ generation had 7 highly resistant, 34 resistant, 35 moderately resistant, 38 moderately susceptible, 32 susceptible, and 4 highly susceptible plants

(Table 2). The similar screening for yellow stem borer in rice varieties were reported by Justin and Preetha (2014), Prasad *et al.* (2015), Joshi *et al.* (2019), Sudha Rani *et al.* (2020), Rakesh *et al.* (2021), Nalla *et al.* (2020), Reuolin *et al.* (2019) and Sampathkumar *et al.* (2022).

Inheritance studies on yellow stem borer

The inheritance pattern of Yellow Stem Borer (YSB) resistance was investigated in six crosses of F₂ and F₃ segregating populations of rice. Chi-square analysis was employed to compare the observed and expected frequencies of resistant and susceptible plants. The expected ratio of 9 resistant : 7 susceptible plants was chosen to represent complementary gene action. In all six crosses, both in F₂ and F₃ generations, there was no significant difference between the observed and expected ratios, indicating a good fit for the complementary gene action epistasis. In the cross ADT 43 X TKM 6, out of 350 F₂ plants screened, 198 showed resistance and 152 showed susceptibility. In the F₃ generation of the same cross, out of 150 plants, 88 were resistant and 62 were susceptible. In the cross ADT 43 X ASD 12, out of 350 F₂ plants, 188 were resistant and 162 were susceptible. In the F₃ generation of the same cross, out of 150 plants, 77 were resistant and 73 were susceptible. In the cross ADT 45 X TKM 6, out of 350 F₂ plants, 190 were resistant and 160 were susceptible. In the F₃ generation of the same cross, out of 150 plants, 90 were resistant and 60 were susceptible. In the cross ADT 45 X ASD 12, out of 350 F₂ plants, 184 were resistant and 166 were susceptible. In the F₃ generation of the same cross, out of 150 plants, 93 were resistant and 57 were susceptible. In the cross ASD 16 X TKM 6, out of 350 F₂ plants, 201 were resistant and 149 were susceptible. In the F₃ generation of the same cross, out of 150 plants, 89 were resistant and 61 were susceptible. In the cross ASD 16 X ASD 12, out of 350 F₂ plants, 186 were resistant and 164 were susceptible. In the F₃ generation of the same cross, out of 150 plants, 76 were resistant and 74 were susceptible. In all cases, the calculated chi-square values were lower than the table Chi-square values for significance at both 5% and 1% levels, indicating no significant difference between observed and expected ratios. This suggests that the inheritance of YSB resistance in these crosses follows a complementary gene action, with no major deviations from the expected ratios (Table 3). The similar kind of inheritance studies were reported by Ram *et al.* (2010), Ali *et al.* (2012) and Meshram *et al.* (2020).

Conclusion

All crosses had plants in each resistance category, ranging from highly resistant to highly susceptible. In most crosses, the moderately resistant category had the highest number of plants in both F₂ and F₃ generations. The cross ASD 16 X TKM 6 had the highest number of highly resistant plants in the F₂ generation, while cross ADT 45 X ASD 12 had the lowest. In case of F₃ generation, cross ASD 16 X TKM 6 and cross ADT 43 X ASD 12 had the highest number of highly resistant plants, while cross ADT 45 X ASD 12 had the lowest. The distribution of plants across resistance categories varied among the crosses, suggesting differences in the inheritance pattern of YSB resistance. The screening studies and identification of yellow stem borer resistant plants in segregating generations aided in coupling the resistant characters with the high yielding traits. The selected promising rice segregants against yellow stem borer from the present investigations can be further studied at genomic level. The molecular characterization and identification of QTLs for resistance against YSB through molecular markers may be utilized for introgression of resistant genes in the breeding programmes of rice cultures.

References

- Ali, M., Alghamdi, S., Begum, M., Anwar Uddin, A., Alam, M. and Huang, D. (2012). Screening of rice genotypes for resistance to the brown planthopper, *Nilaparvata lugens* Stål. *Cereal research communications*, **40(4)**: 502-508.
- Banerjee, S. N. (1964). Paddy pests. In: Pant, N. C., *et al.* (Eds.), Entomology in India. Entomological Society of India. *Indian Agricultural Research Institute*, New Delhi, pp. 92-97.
- Dhaliwal, G. S., Jindal, V. and Dhawan, A. K. (2010). Insect pest problems and crop losses: changing trends. *Indian Journal of Ecology*, **37(1)**: 1-7.
- Ghosh, B. N. (1960). A note on the resistance of boro paddy to stem borer infestation. *Science and Culture*, **25**: 547-48.
- GRiSP. (2013). *Rice almanac* (4th ed.). International Rice Research Institute.
- Grist, D. H. and Lever, R. J. A. W. (1969). *Pests of Rice*. Longmans, Green and Co, London, Harlow.
- IRRI Standard Evaluation System for Rice (2013). Edition V, *International Rice Testing Program*,

IRRI, Los Banos, Philippines.

- Israel, P. and Abraham, T.P., (1967). Techniques for assessing crop losses caused by rice stem borers in tropical areas. In: Proceedings of the Symposium on Major Insect Pests of Rice Plant. International Rice Research Institute, Philippines. The Johns Hopkins Press, Baltimore, MD, pp. 265–275.
- J. L. Joshi, G. S. Shai Prasanna and Ajish Muraleedharan. (2019). FIELD EVALUATION FOR IDENTIFICATION YELLOW STEM BORER (*SCIRPOPHAGA INCERTULAS* WLK) RESISTANCE IN THIRTY LANDRACES OF RICE (*ORYZA SATIVA* L.)", International Journal of Emerging Technologies and Innovative Research (www.jetir.org), Vol.6(3): 323-328.
- Justin, C. G. L. and Preetha, G. (2014). Screening of rice cultures/genotypes for their reaction to yellow stem borer, *Scirpophaga incertulas* Walker. *Research Journal of Agriculture and Environmental Management*, **3(12)**: 646-652.
- Kapur, A.P. (1967). Taxonomy of stem borers. In: Proceedings of the Symposium on Major Insect Pests of Rice Plant. International Rice Research Institute, Philippines. The Johns Hopkins Press, Baltimore, MD, pp. 3–43.
- Kulshreshta, J. P., Kalode, M. B., Prakasarao, P. S., Misra, B. C. and Varma, A. (1970). High yielding varieties and the resulting changes in the pattern of rice pests in India. *Oryza* **7**: 61–64.
- Meshram, P., Bhandarkar, S., Rana, D. K., Sarawgi, A. K., Kharate, P. S. and Nair, S. K. (2020). Screening and Inheritance Study of F₁, F₂ and F₃ Population for Brown Planthopper Resistant in Rice (*Oryza sativa* L.). *Int. J. Curr. Microbiol. App. Sci*, **9(8)**: 1959-1970.
- Nalla, A. V., Adiroubane, D., Kumar, K. and Nadarajan, S. (2020). Field evaluation of rice accessions against Yellow Stem Borer, *Scirpophaga incertulas* wlk. *International Journal of Research Studies in Agricultural Sciences (IJRSAS)*, **6(2)**: 1-4.
- Pathak, M. D. (1968). Ecology of common insect pests of rice. *Annual Review of Entomology*, **13(1)**: 257-294.
- Pathak, M. D. 1977. Defense of the rice crop against insect pests. *The genetic basis of epidemics*

in agriculture, 287-295.

Pathak, M. D. and Khan, Z. R. (1994). *Insect pests of rice*. Int. Rice Res. Inst.

Prasad, S. S., Gupta, P. K., Singh, R. V. and Mishra, J. P. 2015. Identification of rice donors resistant against yellow stem borer, *Scirpophaga incertulas* (Walker). *Scholars Journal of Agriculture and Veterinary Sciences*, **2(1A)**: 24-26.

Rakesh, T., Soundararajan, R. P., Roseleen, S. S. J. and Jeyaprakash, P. (2021). Evaluation of wild rice MAGIC population for biophysical parameters and yellow stem borer resistance. *Electronic Journal of Plant Breeding*, **12(3)**: 998-1010.

Ram, T., Deen, R., Gautam, S. K., Ramesh, K., Rao, Y. K. and Brar, D. S. (2010). Identification of new genes for brown planthopper resistance in rice introgressed from *O. glaberrima* and *O. minuta*. *Rice Genet Newsl*, **25**: 67-69.

Reuolin, S. J., Soundararajan, R. P. and Jeyaprakash, P. 2019. Field screening of wild introgressed rice lines for resistance to yellow stem borer, *Scirpophaga incertulas* W. *Electronic Journal of Plant Breeding*, **10(2)**: 570-575.

Rubia-Sanchez, E. G., Heong, K. L., Zalucki, M. and Norton, G. A. (1997). White stem borer damage and grain yield in irrigated rice in West Java, Indonesia. *Crop Protection*, **16(7)**: 665-671.

Sampathkumar M., Ambethgar V., Anandhi P. and Suresh R. (2022). Identification of Elite Rice Genotypes through Field Screening for Resistance against Yellow Stem Borer, *Scirpophaga incertulas* Walker (Crambidae: Lepidoptera). *Biological Forum – An International Journal*, **14(2a)**: 213-219.

Snedecor, G. W. and Cochran, W. G. (1980). *Statistical methods*. 7th. *Iowa State University USA*, 80-86.

Sudha Rani, D., Chiranjeevi, Ch., Madhumathi, T., Krishnam Raju, S. and Nafeez Umar, Sk. (2020). Identification of Rice Genotypes for Resistance against Yellow Stem Borer in Irrigated Rice. *Int. J. Curr. Microbiol. App. Sci.* **9(05)**: 1627-1643.

Table 2. Distribution of yellow stem borer resistance among the F₂ and F₃ segregating population in six crosses of rice

Phenotypic scoring		F ₂ and F ₃ segregating generation						
Scale	Status	G	ADT 43 X TKM 6	ADT 43 X ASD 12	ADT 45 X TKM 6	ADT 45 X ASD 12	ASD 16 X TKM 6	ASD 16 X ASD 12
0	Highly Resistant (HR)	F ₂	9	11	8	9	15	12
		F ₃	5	8	4	3	8	7
1	Resistant (R)	F ₂	82	75	71	79	76	65
		F ₃	34	32	37	43	34	34
3	Moderately Resistant (MR)	F ₂	107	102	111	96	110	109
		F ₃	49	37	49	47	47	35
5	Moderately Susceptible (MS)	F ₂	91	85	84	91	82	96
		F ₃	32	39	30	30	36	38
7	Susceptible (S)	F ₂	56	69	65	62	62	61
		F ₃	24	29	22	18	22	32
9	Highly Susceptible (HS)	F ₂	5	8	11	13	5	7
		F ₃	6	5	8	9	3	4

Table 3. Inheritance pattern of F₂ and F₃ segregating population for six crosses in rice for YSB resistance

Crosses	Segregation pattern of the F ₂ and F ₃ plants							
	G	Status of Plants Observed			Chi square value	Observed ratio	Table value at 0.05	Table value at 0.01
		R	S	Total				
ADT 43 X TKM 6	F ₂	198	152	350	0.046	9 : 7	3.841*	6.635**
	F ₃	88	62	150	0.432			
ADT 43 X ASD 12	F ₂	188	162	350	0.742	9 : 7	3.841*	6.635**
	F ₃	77	73	150	1.325			
ADT 45 X TKM 6	F ₂	190	160	350	0.417	9 : 7	3.841*	6.635**
	F ₃	90	60	150	0.974			
ADT 45 X ASD 12	F ₂	184	166	350	1.669	9 : 7	3.841*	6.635**
	F ₃	93	57	150	2.191			
ASD 16 X TKM 6	F ₂	201	149	350	0.289	9 : 7	3.841*	6.635**
	F ₃	89	61	150	0.676			
ASD 16 X ASD 12	F ₂	186	164	350	1.159	9 : 7	3.841*	6.635**
	F ₃	76	74	150	1.731			

G-Generations, R-Resistant, S-Susceptible (** 1% level of significance * 5% level of significance)

Fig. 1. Distribution of YSB resistance among the F₂ segregating population in cross ADT 43 X TKM 6

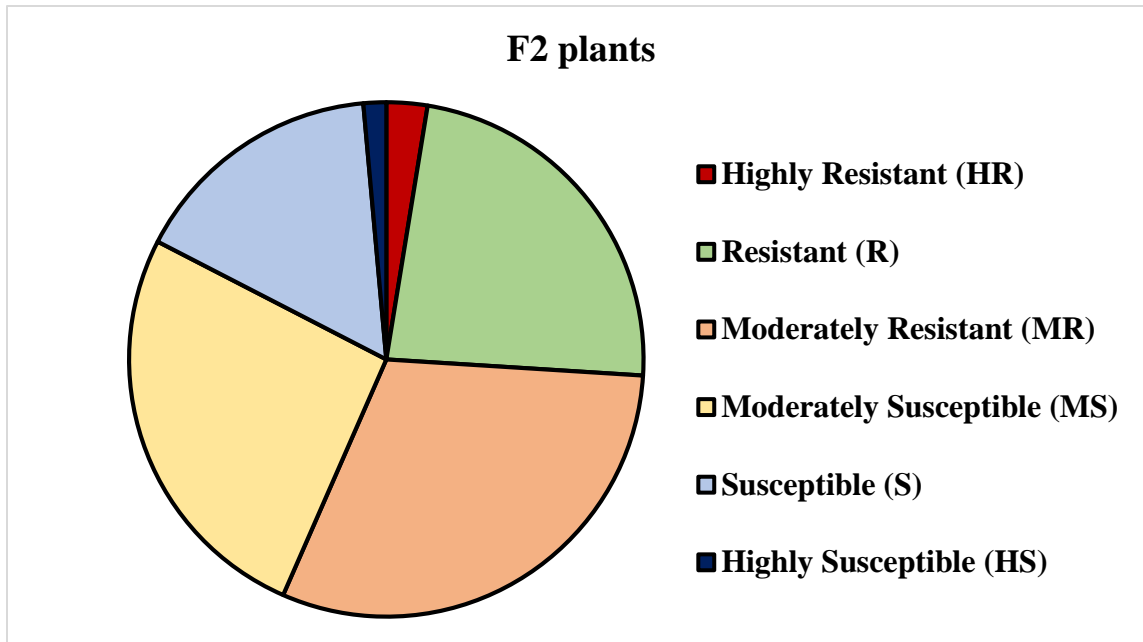


Fig. 2. Distribution of YSB resistance among the F₃ segregating population in cross ADT 43 X TKM 6

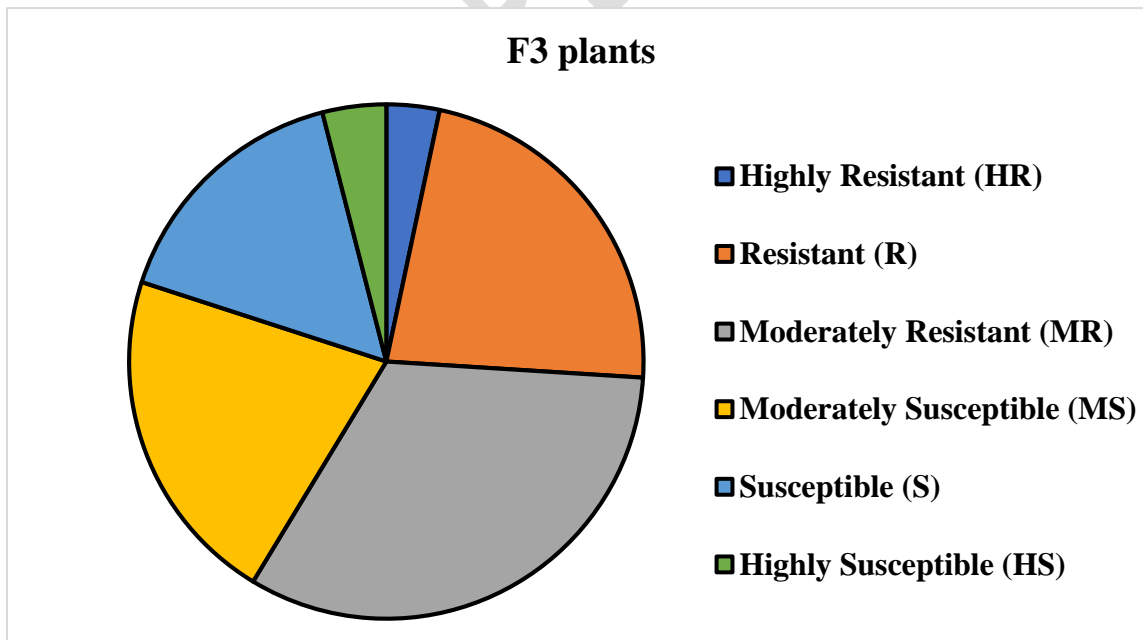


Fig. 3. Distribution of YSB resistance among the F₂ segregating population in cross ADT 43 X ASD 12

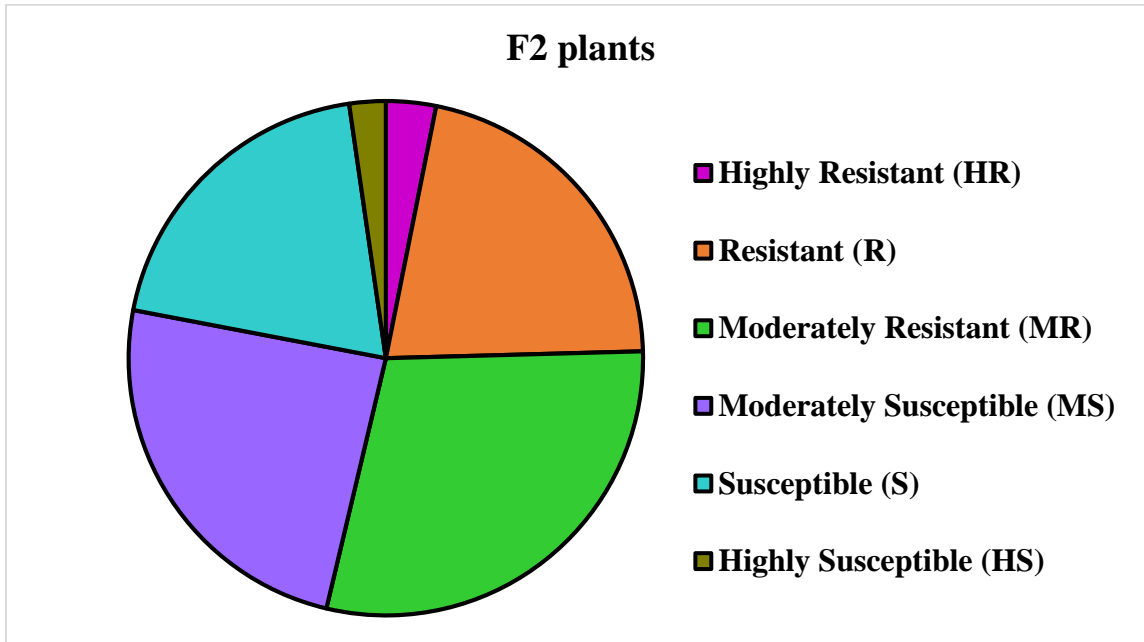


Fig. 4. Distribution of YSB resistance among the F₃ segregating population in cross ADT 43 X ASD 12

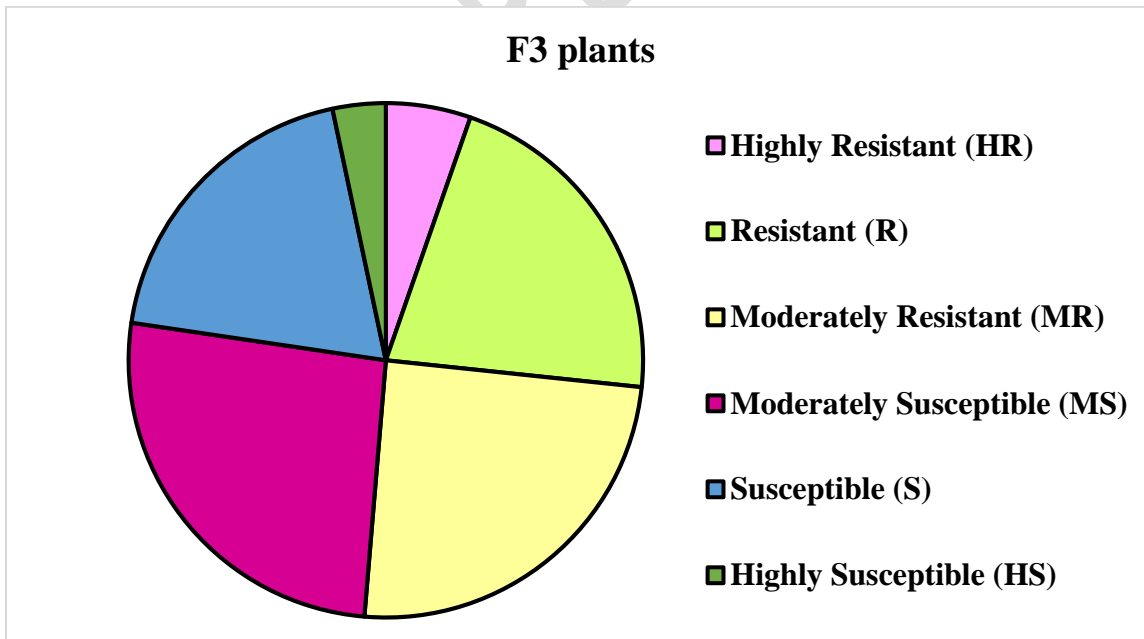


Fig. 5. Distribution of YSB resistance among the F₂ segregating population in cross ADT 45 X TKM 6

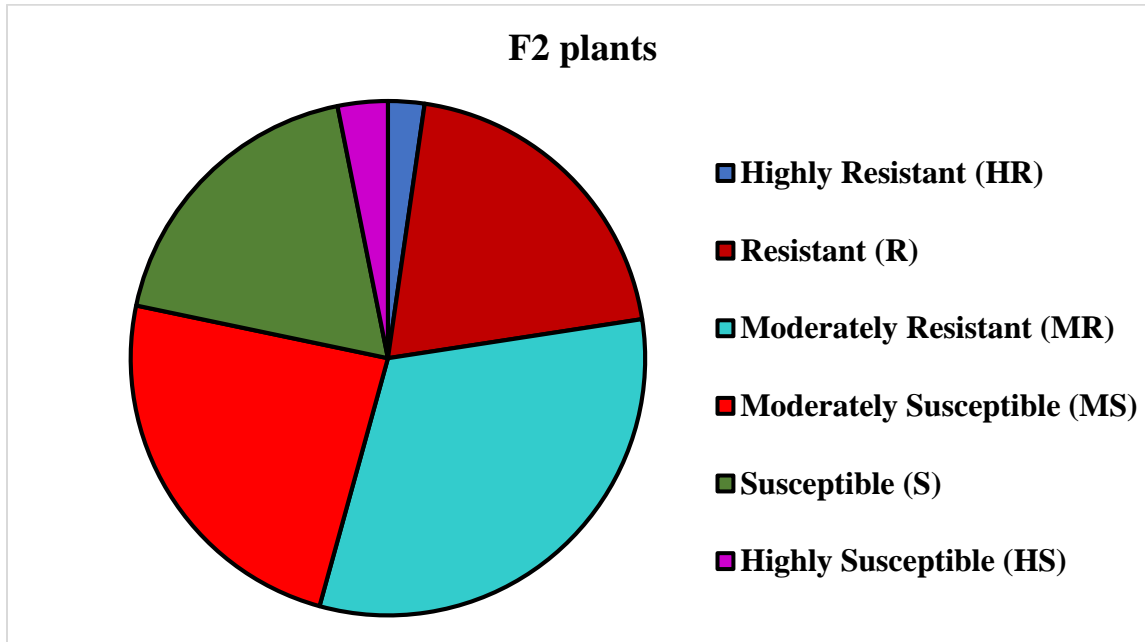


Fig. 6. Distribution of YSB resistance among the F₃ segregating population in cross ADT 45 X TKM 6

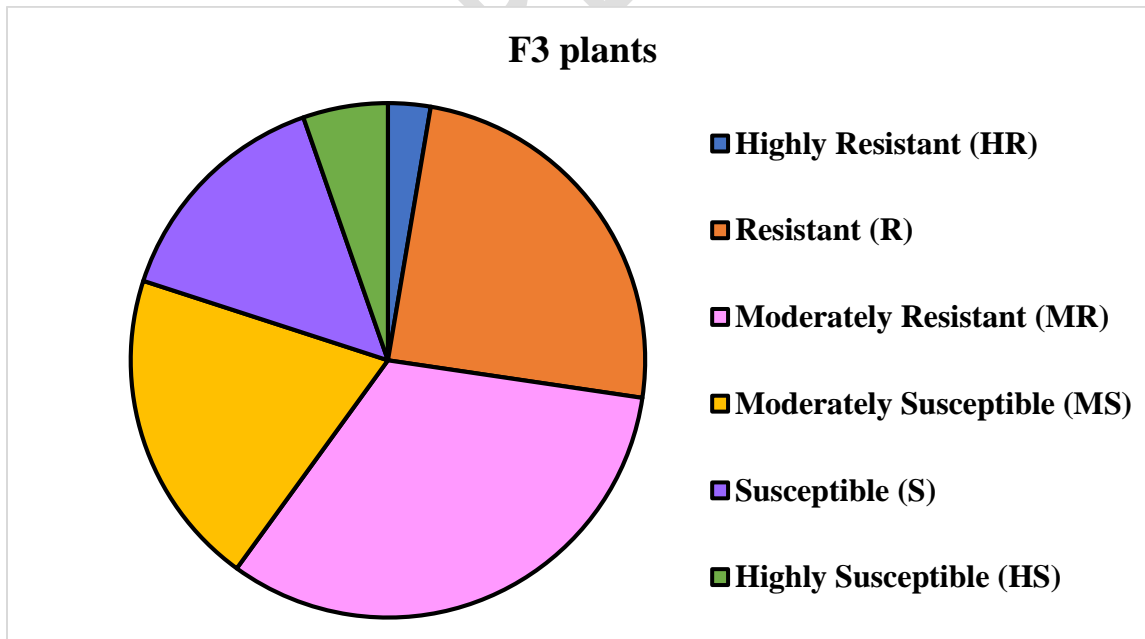


Fig. 7. Distribution of YSB resistance among the F₂ segregating population in cross ADT 45 X ASD 12

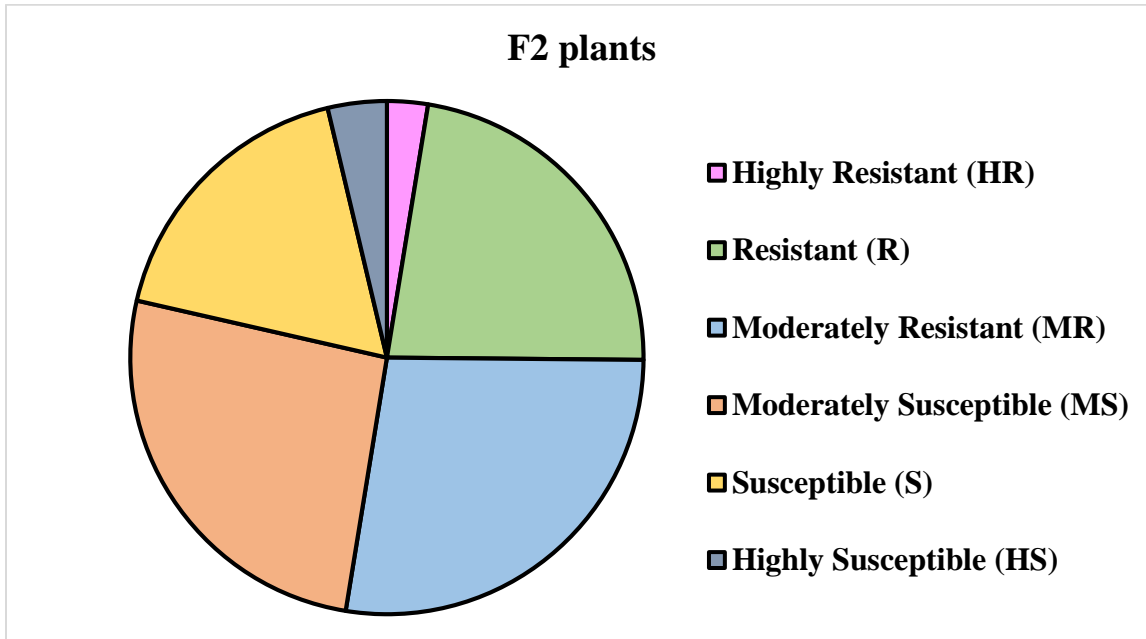


Fig. 8. Distribution of YSB resistance among the F₃ segregating population in cross ADT 45 X ASD 12

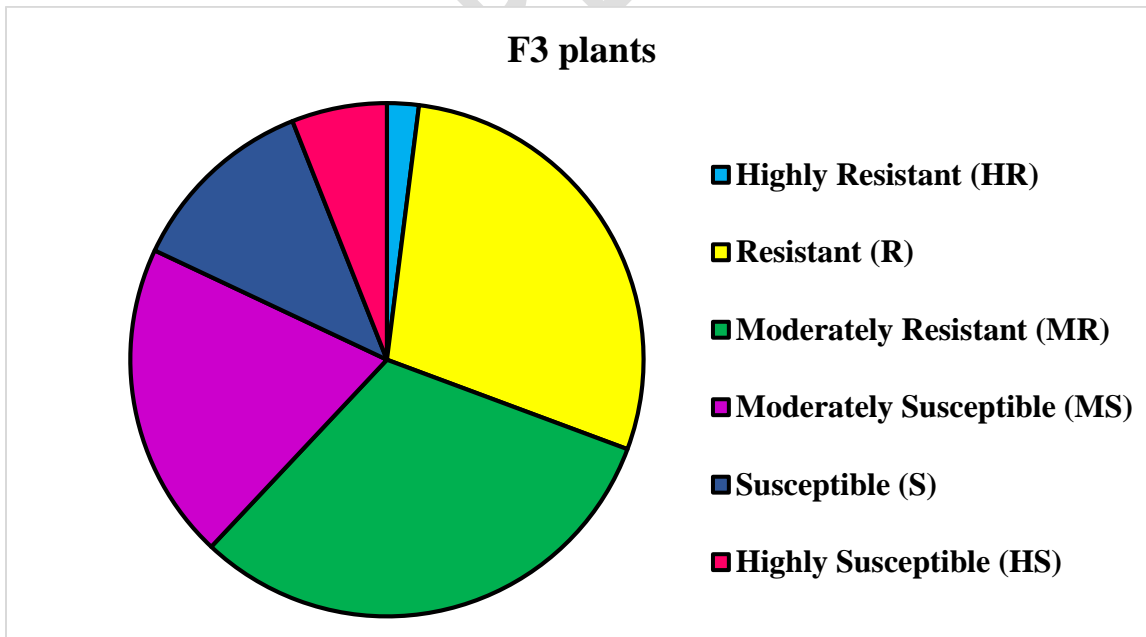


Fig. 9. Distribution of YSB resistance among the F₂ segregating population in cross ASD 16 X TKM 6

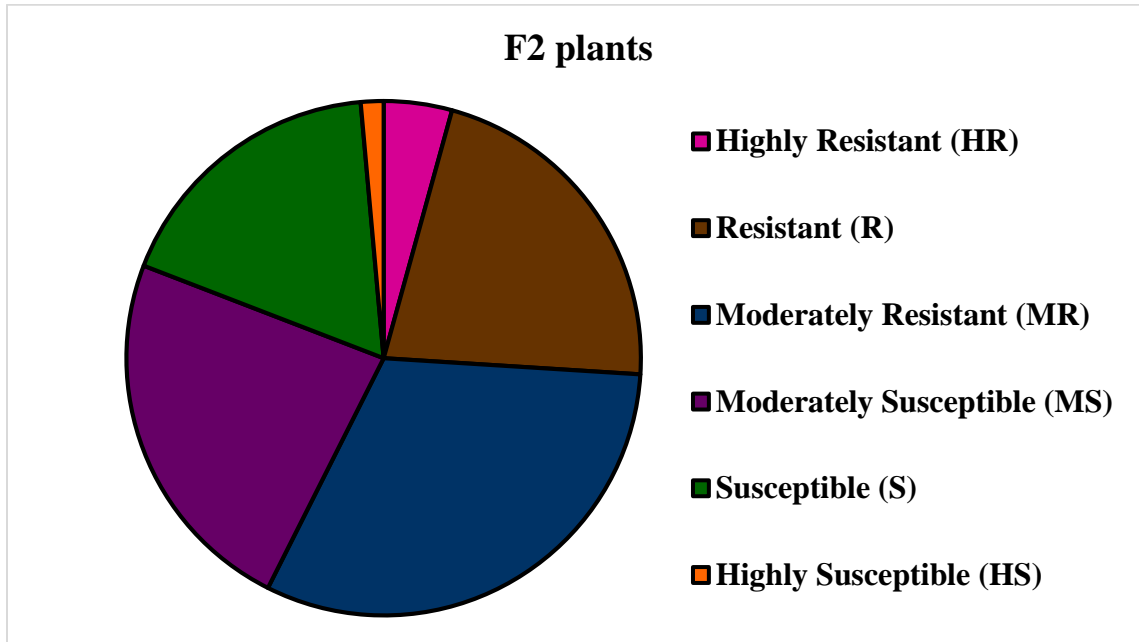


Fig. 10. Distribution of YSB resistance among the F₃ segregating population in cross ASD 16 X TKM 6

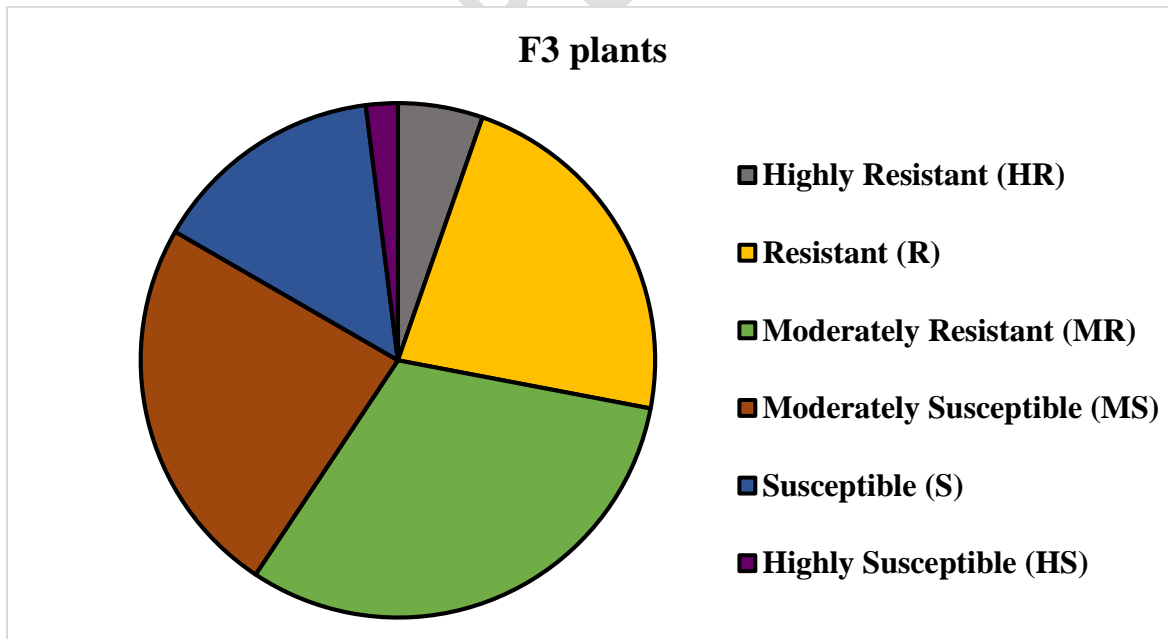


Fig. 11. Distribution of YSB resistance among the F₂ segregating population in cross ASD 16 X ASD 12

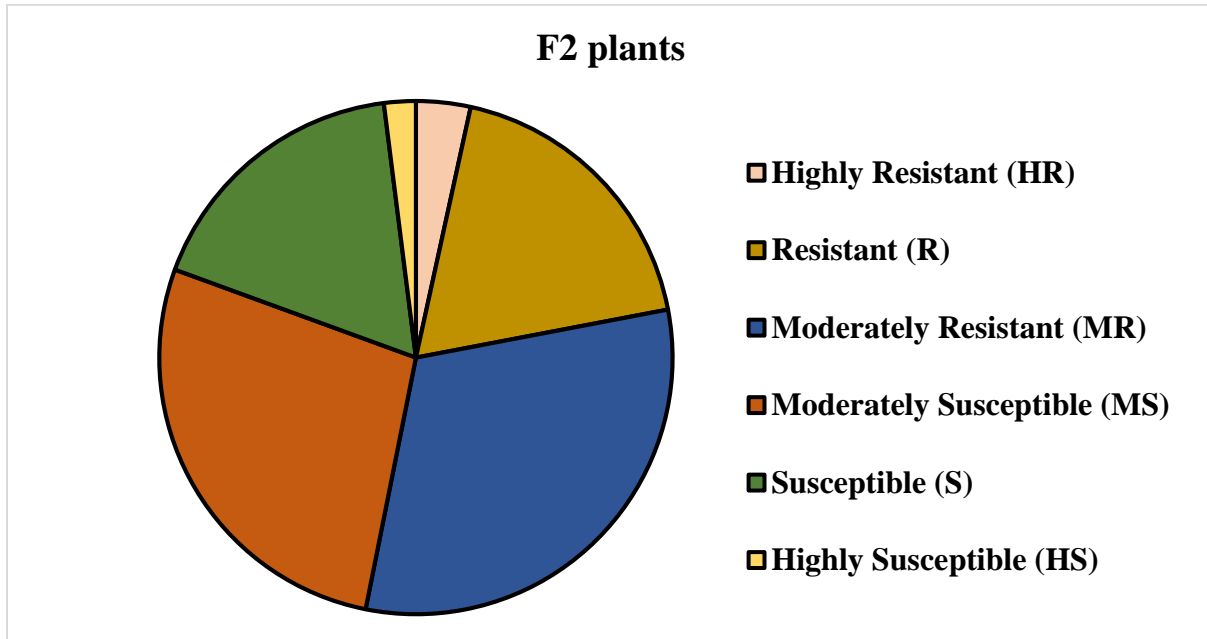


Fig. 12. Distribution of YSB resistance among the F₃ segregating population in cross ASD 16 X ASD 12

